

# DSP501 1.5W-10W ABS Ceiling Speaker



## Features

- 70/100V, 1.5 ~ 10W with multiple terminals
- 4.5" paper cone driver unit
- Max. Sound Pressure Level  $97 \pm 2$ dB
- Effective Freq. Range 75Hz ~ 20kHz
- Rated power output at 3W
- High sensitivity( $90 \pm 2$ dB)
- ABS material

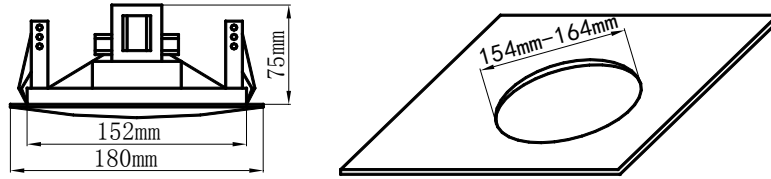
## Description

DSP501 is a ceiling speaker with built-in 70v/100v transformer. The 70v/100v transmission is realized in a high-voltage, low-current mode, which makes longer distance transmission and parallel connection of multiple loudspeakers possible.

The built-in 4.5" speaker driver is designed of wide frequency response 75-20,000Hz, Its made of high quality ABS material, which ensures long-term durability, and will never be out of shape or fading; Spring clip clamp makes the easy and secure installation; Driver surround excellent damping, long life. clear and sonorous sound.

## Specification

Model	DSP501
FULL-RANGE	4.5" X 1
RATED POWER	6W
MAX POWER	10W
LINE INPUT	70/100V
SENSITIVITY(1M,1W)	$91 \pm 2$ dB
MAX SPL(1M)	$96 \pm 2$ dB
FREQ.RESP	75Hz-20kHz
CUTOUT SIZE	$\varnothing 154 - \varnothing 164$ mm
DEMENSIONS(H x W x L)	80 x $\varnothing 180$ mm
WEIGHT	0.8kg



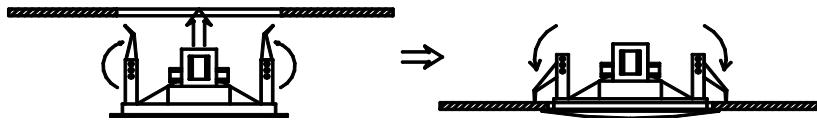
## Installation

1. Cut an Ø154mm - Ø164mm installation hole on ceiling as the picture shown above.
2. Adjust the clamps of the speaker system to make it suitable for different ply of ceiling.
3. Connect public address wire to the terminals. Different connecting type can get different power. See the details in the table below.

Power Terminals	Line Voltage	70V	100V
Red--- White		1.5W	3 W
Red--- Blue		3 W	6 W
Red---Black		5 W	× ×

**ATTENTION:** The red line must be the common terminal when connecting public address wires.

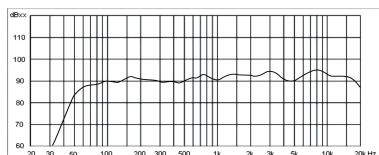
4. Turn up the clamps of the speaker then insert them into the installation hole on ceiling. Release it as the picture shown below. Put on your gloves for safety is recommended.



5. Finally, examine whether it is steady.

### FREQ. RESPONSE

(dB SPL, 1W, 1m)



### DISTORTION

(THD < 1.5% 1W, 1m, 100Hz-10KHz)

