

## DSP2604

### 6.5" Multifunctional Party Speaker



#### Description

The party speaker is portable with a user-friendly design and offers crisp and dynamic audio with enhanced bass. It features a built-in LED screen, colorful RGB party lights, and a large capacity battery. Additionally, the speaker supports Bluetooth wireless connection and TWS stereo technology. It is tripod-mountable, suitable for various environments.

#### Features

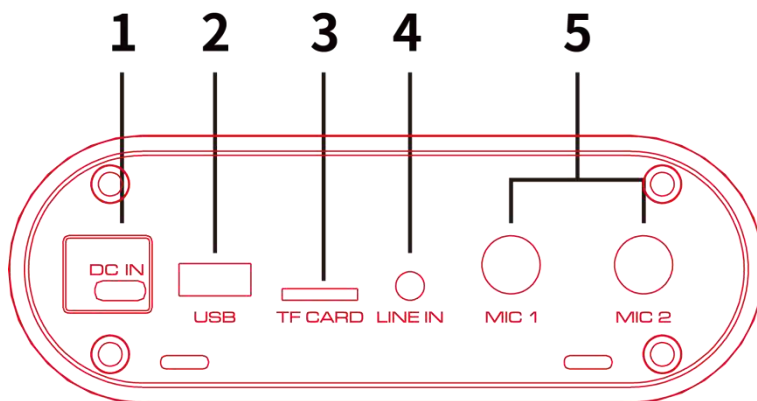
- Circle LED light with seven different light styles.
- Karaoke speaker with 6.5"×1 woofer and 2"×2 tweeter.
- 40W RMS output power.
- BT audio input for streaming music from a mobile device.
- TWS feature for connecting two speakers.
- USB/TF card reader for media playback.
- Volume, echo volume, bass, treble control for microphones.
- Volume, bass and treble control for music.
- Equalizer presets for music.
- Connectors: Audio inputs, BT audio input, Line in, USB/ TF card, FM radio.

## Specifications

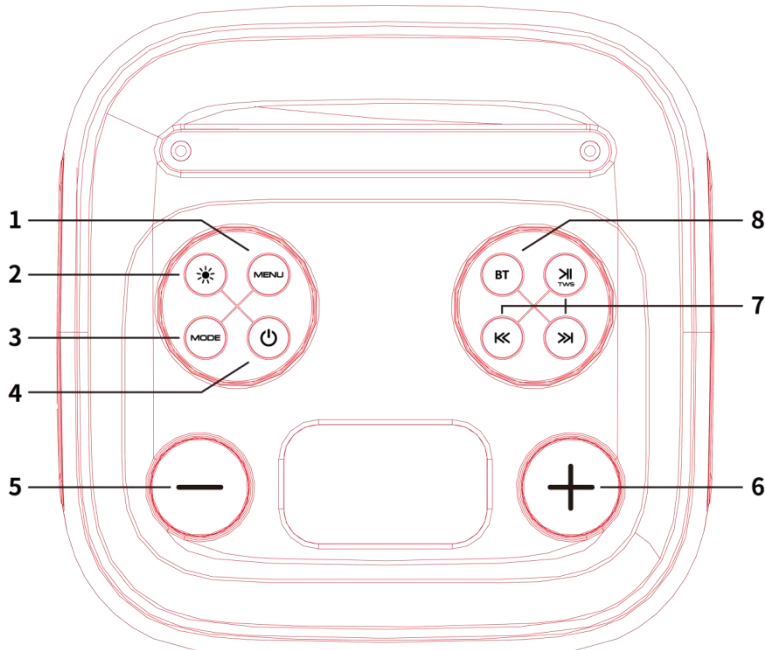
Model	DSP2604
Speaker Unit	6.5" woofer ×1+2" tweeter ×2
Mesh Material	Iron
Rated Power	40W
Battery	7.4V/3600MAH Lithium battery
Function	USB/SD/AUX/BT/FM/EQ/TWS/Voice prompt/Recording
Product Size	268×259×385mm
Package Size	320×310×480mm
Net Weight	5kg

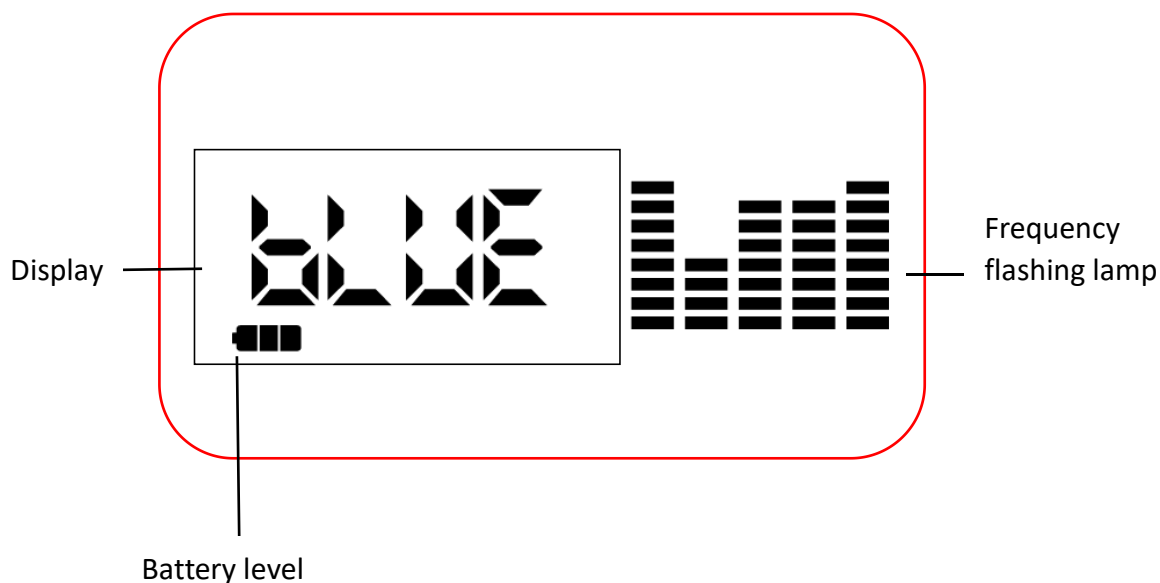
## Front / Rear Panel

### Control Panel



1. DC 9V input(charging slot): Please do not charge the speaker while playing the music.
2. USB input: USB connector for playing audio files from external USB memory.
3. TF card input: TF card interface for playing audio files.
4. LINE IN: Analog 1/8" stereo input jack for external audio source (music).
5. MIC1/MIC2: Unbalanced 1/4" TS jacks for wired microphones.





### 1. MENU:

Short press to adjust TREBLE/BASS/MIC VOL/MIC ECHO/MIC TREBLE/MIC BASS and control the volume accordingly.

Long press: Factory Reset

Below is the symbols on the display



TREBLE VOL

BASS VOL

MIC VOL

MIC ECHO

MIC TREBLE VOL

MIC BASS VOL

### 2. LIGHT:

Switch the light styles.

### 3. MODE:

Select the input source for music. BT, FM radio, Line in, USB/TF (if inserted).

Long press: Turn on/off the Voice prompt.

Below is the symbols on the display



BT Mode

FM mode

LINE IN

U-Disk mode

TF Card

### 4. POWER:

Long press 2~3 seconds to turn on/off the speaker.

### 5. VOL-:

Short press to decrease the main volume. Long press to adjust faster.

### 6. VOL+:

Short press to increase the main volume. Long press to adjust faster.

### 7. NEXT:

BT mode: Play the next music track on the connected BT device.

USB/TF mode: Play the next music track.

FM mode: Select the next radio station.

### PREVIOUS :

BT mode: Play the previous music track on the connected BT device.

USB/TF mode: Play the previous music track.

FM mode: Select the previous radio station.

### PAUSE / PLAY & TWS :

BT mode: Play or pause the music on the connected BT device.

USB/TF mode: Play or pause the current music track.

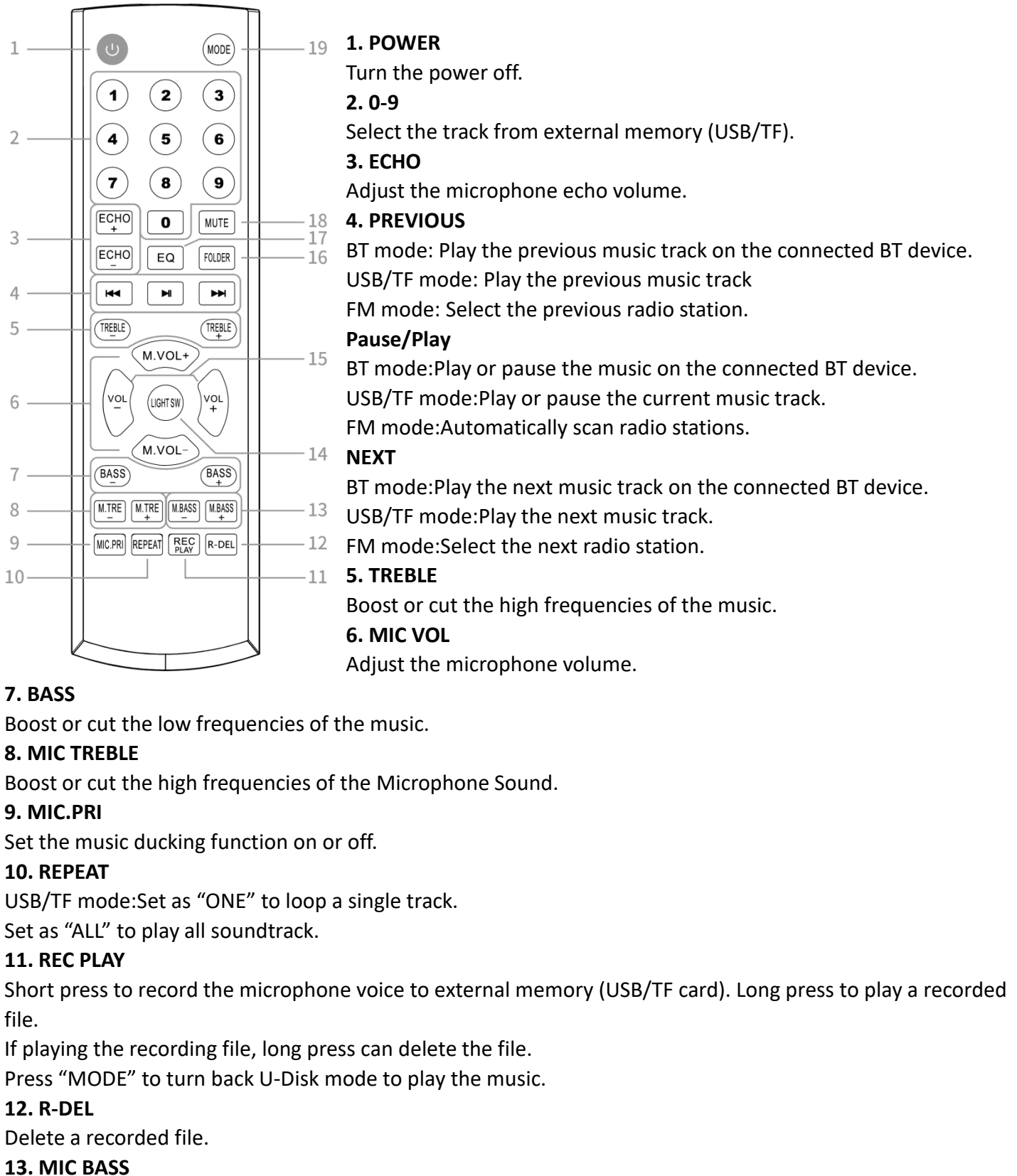
FM mode: Automatically scan radio stations.

Long press to search and connect the slave device, long press again to disconnect the device.

### 8. BT:

Short press to select BT mode. If already connect the device, press to disconnected the device.

## Remote Controller



Boost or cut the low frequencies of the Microphone Sound.

**14. LIGHT SW**

Change the style of the light.

**15. VOL**

Adjust the music volume.

**16. FOLDER**

Select the music folder which you want to play.

**17. EQ**

Select the EQ preset for the music.

1.Flat 2.Pop 3.Rock 4.Jazz 5.Classic

**18. MUTE**

Mute the speaker. Press again to disable the mute.

**19. MODE**

Select input source (BT, FM radio, Line in, USB, TF card).

Long press to turn on/off the voice prompt.